



Houses and Homes

Part 1 – Activities

Part 2 – Additional resources

Match the pictures with the words.

garage

bathroom

dining room

laundry

toilet

living room

kitchen



[This Photo](#) by Unknown Author is licensed under [CC BY-NC-ND](#)



[This Photo](#) by Unknown Author is licensed under [CC](#)



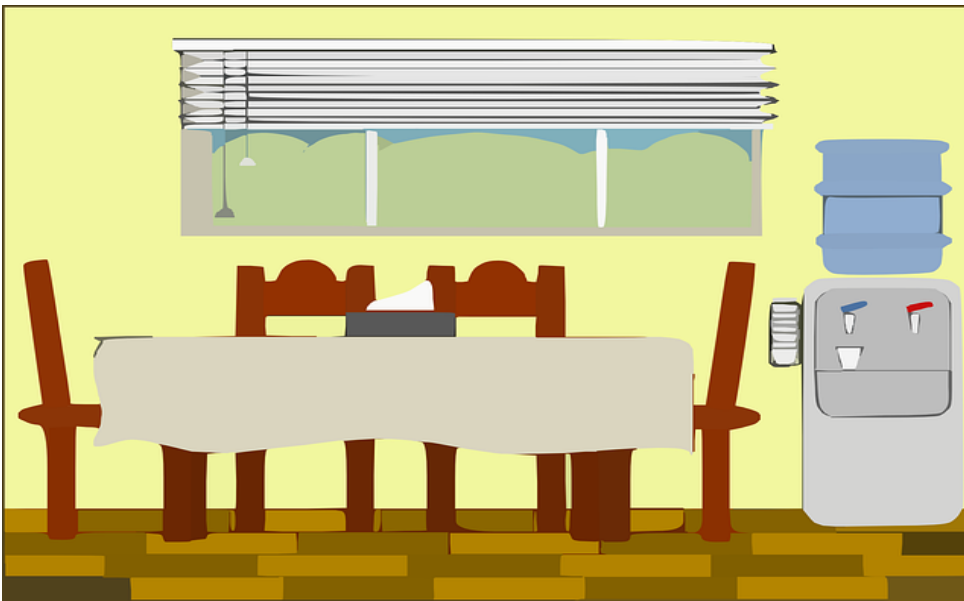
[This Photo](#) by Unknown Author is licensed

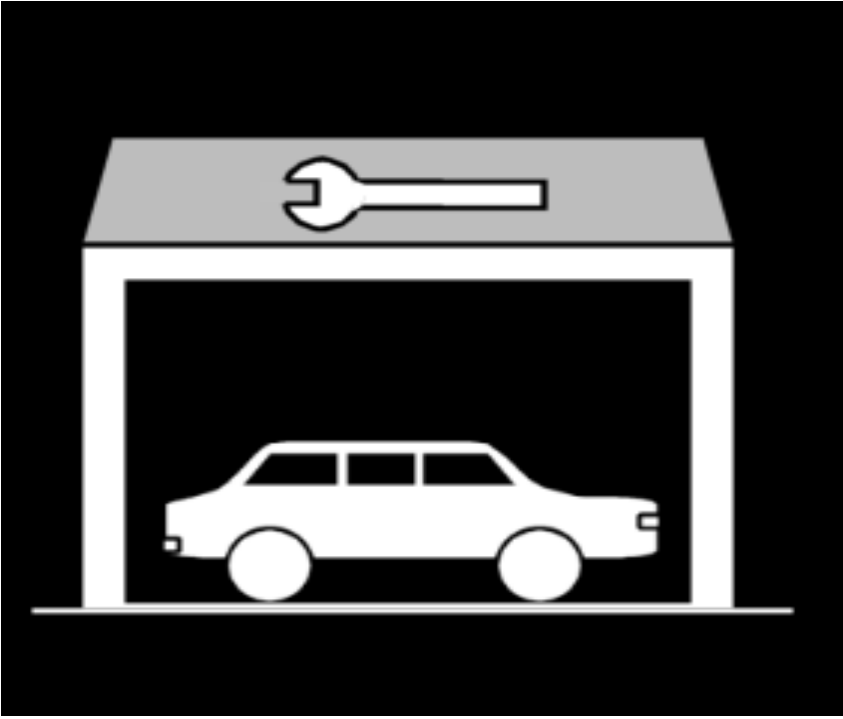


[This Photo](#) by Unknown Author is licensed under [CC BY-NC-ND](#)



[This Photo](#) by Unknown Author is licensed under [CC BY-SA-NC](#)







What room is this?



[This Photo](#) by Unknown Author is licensed under [CC BY-NC-ND](#)

Label the following parts of the room in the picture.

Floor ceiling door window wall

Label the furniture in the picture.

Bed drawers chair light

Can you name the furniture in the other pictures?



Answer the questions.

What room do you sleep in? I sleep in a _____.

Where do you watch television? I watch TV in the _____.

Where do you do your homework? I do my homework in the _____.

Where do you cook? I cook in the _____.



Where does your mother cook? My mother cooks in the _____.

Where do you eat meals? We eat meals in the _____.

How many rooms are there in your home? _____.

Can you name them all?

Where would you find these things in your house? Can you name them?





Types of houses in Australia

A house



Flats or apartments





Townhouses



[This Photo](#) by Unknown Author is licensed under [CC BY-NC-ND](#)

What kind of house do you live in now?

What kind of house would you prefer to live in?



Tutor Notes

Pages 1 to 7 are a very basic resource for beginners. Use the pictures provided for:

- Matching
- Vocabulary acquisition – parts of a house, furniture
- Making sentences about houses

Create a picture file of colour pictures of houses and furniture.

- Advertising material from places such as Harvey Norman, A Mart Furniture, and other furniture and appliance stores
- Advertisements in the local paper and from real estate agents.
- Use these to increase vocabulary and practice speaking and writing about house and homes.

Intermediate learners: this is a speaking activity for more advanced learners and can be done as a group exercise (whole family exercise).

- Provide pictures of furniture and appliances
- Give a budget and ask them to agree on how the money will be spent.
- This exercise is useful for making suggestions and agreeing and disagreeing and giving reasons.

I think

Maybe we should

I agree because

I don't agree because

I like this one because

I don't like this because

Why don't we



Additional Resources

The AMEP Topic Pack on housing has word find, games, and flash cards at beginner level, and activities for intermediate speakers.

www.education.gov.au/volunteer-tutor-resources

<https://www.education.gov.au/types-housing>

Search the VoRTCS library online catalogue for the following and similar topics.

<http://vortcs.svdp.cmeweb.libcode.com.au>

Remember you can reserve items online or visit the office to browse the collection and borrow items.

The *Everyday Living* Reader Series in the VoRTCS Library has titles on furniture and homes.

Homes [Everyday Living Reader Series]

Furniture [Everyday Living Reader Series]

Moving House [Start to Read Series]

Everyday Australian Picture Dictionary – English [Nouns –Around the House page 59]

The website Bogglesworld has worksheets and flashcards for beginners on houses and furniture.

<http://bogglesworldesl.com>